


True Potential Growth-Aligned Funds


Figures as of 28/02/2026

This information is for professional financial advisers only.


Our Growth-Aligned funds distill our core investment principles into a simplified and accessible solution mapped across five different risk profiles to suit client needs.



Expert active management




Smart index implementation



Strategic asset allocation

Five Risked-Mapped Funds


True Potential's Growth-Aligned Funds are designed to match a wide range of investor risk appetites through five distinct profiles, from Defensive to Aggressive.




Our Fund Expertise

As part of our commitment to maximising returns within each of the five risk profiles while managing volatility, we partner with a carefully curated selection of fund managers. This includes some of the world's most recognisable passive managers, alongside specialised firms focused on delivering long-term value.

Index implementation



Active management



Active vs Index Implementation



With investing, your client's capital is at risk. Investments can fluctuate in value and you may get back less than you invest. This document is not personal financial advice. Asset allocations are subject to change.

True Potential Growth-Aligned Funds

Figures as of 28/02/2026

This information is for professional financial advisers only.

Performance

Annualised performance since launch 10/05/2018 as of 28/02/2026.



Defensive



Cautious



Balanced



Growth



Aggressive

Data as of 28/02/2026	Feb 21 - Feb 22	Feb 22 - Feb 23	Feb 23 - Feb 24	Feb 24 - Feb 25	Feb 25 - Feb 26
Growth-Aligned Defensive	+0.7%	-3.7%	+4.4%	+7.5%	+12.0%
Morningstar UK Cautious Target Allocation	-0.8%	-9.6%	+4.4%	+6.1%	+6.3%
Difference	+1.4%	+5.9%	-0.0%	+1.4%	+5.7%
Growth-Aligned Cautious	+1.9%	-3.0%	+5.3%	+8.6%	+15.4%
Morningstar UK Moderately Cautious Target Allocation	+2.1%	-6.3%	+6.1%	+8.1%	+9.3%
Difference	-0.2%	+3.3%	-0.7%	+0.5%	+6.1%
Growth-Aligned Balanced	+3.5%	-2.3%	+6.5%	+10.1%	+18.1%
Morningstar UK Moderate Target Allocation	+5.1%	-3.2%	+7.8%	+10.4%	+12.2%
Difference	-1.6%	+0.9%	-1.3%	-0.3%	+5.9%
Growth-Aligned Growth	+5.3%	-0.2%	+8.0%	+11.5%	+20.5%
Morningstar UK Moderately Adventurous Target Allocation	+8.2%	-0.1%	+9.2%	+12.7%	+15.3%
Difference	-3.0%	-0.2%	-1.2%	+1.2%	+5.2%
Growth-Aligned Aggressive	+7.0%	+0.6%	+9.1%	+12.9%	+21.4%
Morningstar UK Adventurous Target Allocation	+4.6%	-1.4%	+4.9%	+11.3%	+17.9%
Difference	+2.4%	+2.0%	+4.2%	+1.6%	+3.5%

Growth-Aligned Net of Ongoing Charges Figure. All figures as of 28/02/2026. Source: True Potential Investments.

Fund Fees

Defensive	Cautious	Balanced	Growth	Aggressive
0.54%	0.54%	0.54%	0.54%	0.54%

With investing, your client's capital is at risk. Investments can fluctuate in value and you may get back less than you invest. Past performance is not a guide to future performance. This document is not personal financial advice. Fund fees are subject to change. For professional advisers only. Other costs and charges may apply.