

True Potential Aggressive Portfolio

Portfolio Objective

The objective of the True Potential Aggressive Portfolio is to provide investors with a way to achieve their investment goals. The Portfolio offers full exposure to different manager styles within the Aggressive risk profile. We review the Portfolio monthly and, if necessary, rebalance to the allocation of styles that we believe offers the best opportunity for growth within the Aggressive risk profile. The Portfolio aims to produce a higher risk-adjusted outcome at a lower average cost, compared to an equally-weighted model of Aggressive funds.

Risk Profile: Aggressive

The Aggressive Investor usually aims to maximise long-term expected returns rather than to minimise possible short-term losses. An Aggressive Investor values high returns relatively more and can tolerate both large and frequent fluctuations through time in portfolio value in exchange for a higher return over the long-term.

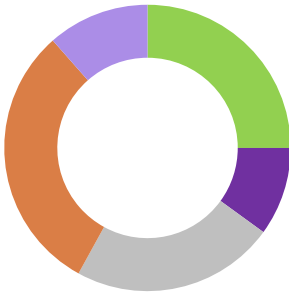
Ongoing Charge Figure (OCF)*: 0.75%

There are no entry or exit charges.

Launch Date: 1st October 2015

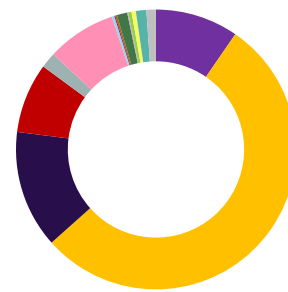
AuA:
Portfolio Size: £1,303m

Portfolio Diversification



Strategy Allocation

● Manager of Managers - True Potential SEI Aggressive	25.00%
● Actively Passive - True Potential 7IM Aggressive	10.00%
● Adaptive Investment - True Potential UBS Aggressive	23.00%
● Positive Alignment - True Potential Growth-Aligned Aggressive	30.50%
● Thematic Investing - True Potential Pictet Aggressive	11.50%



Asset Allocation

● UK Stocks	9.6%
● US Stocks	53.8%
● European Stocks ex UK	13.6%
● Japanese Stocks	8.1%
● Asia Pacific Stocks ex Japan	1.8%
● Emerging Market Stocks	8.0%
● Global Treasury Bonds	0.3%
● Global Corporate Bonds	0.1%
● Emerging Market Bonds	0.2%
● Global High Yield Bonds	1.2%
● UK Corporate Bonds	0.1%
● Global REITS / Property	0.4%
● Gold	0.5%
● Alternatives	1.2%
● Cash and Cash Equivalents	1.1%

Strategy and Asset Allocation are subject to change at any time without notice, are for information purposes only and should not be construed as investment recommendations.

The True Potential Growth-Aligned Fund may be subject to a Share of Growth fee.

Please refer to the Fund Prospectus and Key Investor Information Document (KIID) for more information.

*OCF payable can fluctuate over time as the underlying investments are variable and can change.

Investment Commentary

The True Potential Aggressive Portfolio returned +1.88% in June 2024, net of Portfolio OCF.

Global equities extended year-to-date gains with a complex interplay of elections, corporate earnings and economic activity influencing returns. US equities outperformed once again benefiting from the large allocation to technology with the ongoing secular trend in artificial intelligence. Equity breadth remained exceptionally low. European equities saw declines after France called a snap election. The prospect of a far-right majority resulted in significant losses in banks. UK Equities also underperformed global equities given its higher allocation to cyclical sectors such as energy, materials and financials. The low allocation to technology was also a headwind to relative returns. Fixed income was a positive contributor to overall returns. Within sovereign bonds, longer dated paper performed best, with 30 year issues outperforming their shorter counterparts.

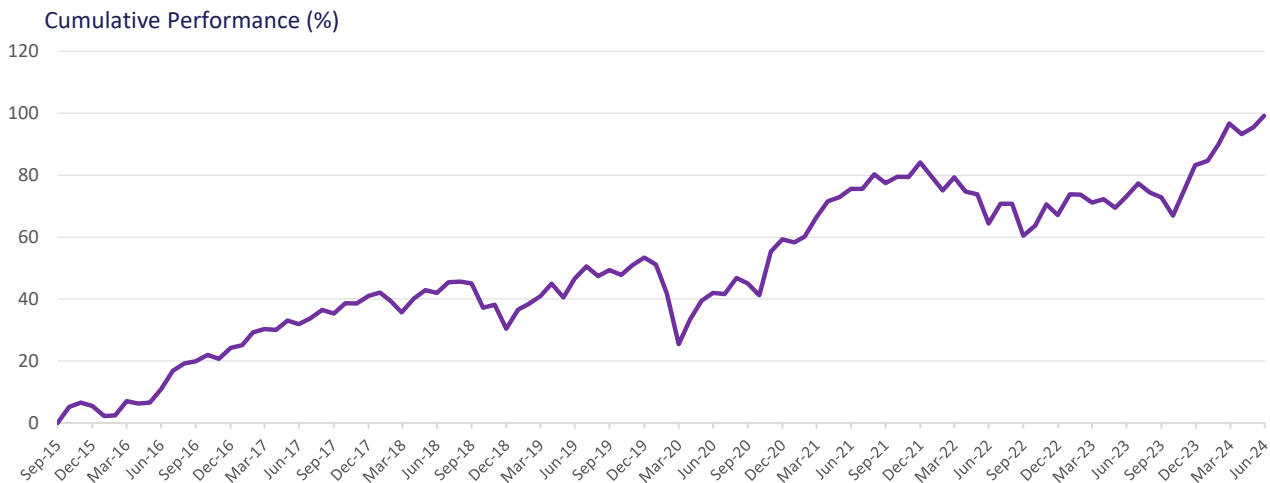
The True Potential Pictet Aggressive fund provided some of the strongest returns during the month. The fund benefitted from the large representation to US equities through their thematic equity basket and the tactical Nasdaq position. The Asia-ex-Japan position was also strong.

During the period, no changes were made to the Portfolio, with manager allocations and asset positioning viewed, by the True Potential investment team, as optimal in the current market environment. Although no changes were made to manager allocations, individual managers adjusted their own positioning. Examples include UBS increasing sovereign bond exposure through German Bunds, Pictet reducing UK Gilts in favour of US Treasuries as well as adding to US equities, and finally Growth Aligned adding to UK equities through a new active manager appointment.

For further information, please subscribe to our Morning Markets and Weekly Round Up. This can be found on the following link <http://www.youtube.com/user/TruePotentialLLP>.

Performance (As of 30/06/2024)							
	1 Month	3 Month	6 Month	1 Year	3 Year	5 Year	Since Launch
True Potential Aggressive Portfolio	1.9%	1.3%	8.7%	15.0%	13.5%	35.9%	99.2%

Annual Percentage Growth							
	Jun 18 - Jun 19	Jun 19 - Jun 20	Jun 20 - Jun 21	Jun 21 - Jun 22	Jun 22 - Jun 23	Jun 23 - Jun 24	
True Potential Aggressive Portfolio	3.2%	-3.1%	23.6%	-6.3%	5.3%	15.0%	



Source: True Potential Investments, based on net asset value (as of 30/06/2024).

Performance is calculated on a Total Return basis and is net of Portfolio OCF.

Important Information

A Fund Prospectus and Key Investor Information Document (KIID) for each of the underlying investments listed above are available from www.truepotential.co.uk/fund-administration/#fund-documents or by email to investmentmanagement@tpllp.com.

With investing, your capital is at risk. Investments can fluctuate in value and you may get back less than you invest. Past performance is not a guide to future performance. This factsheet is not personal financial advice.

Head Office: Gateway West, Newburn Riverside, Newcastle upon Tyne, NE15 8NX

True Potential Investments LLP is authorised and regulated by the Financial Conduct Authority, FRN 527444. www.fca.org.uk
Registered in England and Wales and a Limited Liability Partnership No. OC356027.