

# True Potential Aggressive Portfolio

## Portfolio Objective

The objective of the True Potential Aggressive Portfolio is to provide investors with a way to achieve their investment goals. The Portfolio offers full exposure to different manager styles within the Aggressive risk profile. We review the Portfolio monthly and, if necessary, rebalance to the allocation of styles that we believe offers the best opportunity for growth within the Aggressive risk profile. The Portfolio aims to produce a higher risk-adjusted outcome at a lower average cost, compared to an equally-weighted model of Aggressive funds.

## Risk Profile: Aggressive

The Aggressive Investor usually aims to maximise long-term expected returns rather than to minimise possible short-term losses. An Aggressive Investor values high returns relatively more and can tolerate both large and frequent fluctuations through time in portfolio value in exchange for a higher return over the long-term.

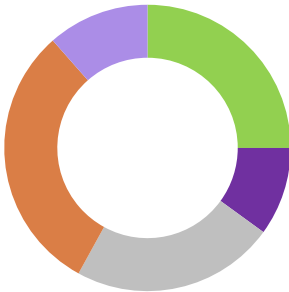
**Ongoing Charge Figure (OCF)\*:** 0.75%

There are no entry or exit charges.

**Launch Date:** 1st October 2015

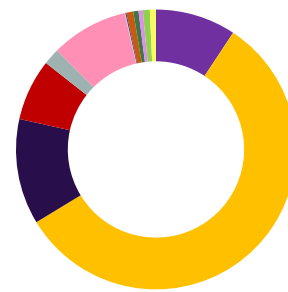
**AuA:**  
Portfolio Size: £1,379m

## Portfolio Diversification



## Strategy Allocation

● Manager of Managers - True Potential SEI Aggressive	25.00%
● Actively Passive - True Potential 7IM Aggressive	10.00%
● Adaptive Investment - True Potential UBS Aggressive	23.00%
● Positive Alignment - True Potential Growth-Aligned Aggressive	30.50%
● Thematic Investing - True Potential Pictet Aggressive	11.50%



## Asset Allocation

● UK Stocks	9.3%
● US Stocks	57.0%
● European Stocks ex UK	12.2%
● Japanese Stocks	7.1%
● Asia Pacific Stocks ex Japan	1.9%
● Emerging Market Stocks	8.9%
● Global Corporate Bonds	0.1%
● Emerging Market Bonds	0.1%
● Global High Yield Bonds	0.8%
● Global REITs / Property	0.6%
● Gold	0.5%
● Alternatives	0.8%
● Cash and Cash Equivalents	0.7%

Strategy and Asset Allocation are subject to change at any time without notice, are for information purposes only and should not be construed as investment recommendations.

The True Potential Growth-Aligned Fund may be subject to a Share of Growth fee.

Please refer to the Fund Prospectus and Key Investor Information Document (KIID) for more information.

\*OCF payable can fluctuate over time as the underlying investments are variable and can change.

## Investment Commentary

The True Potential Aggressive Portfolio produced a return of +0.70% for the month of September, net of Portfolio OCF.

Global equities extended year-to-date gains in September as the Federal Reserve initiated their interest rate-cutting cycle. The large stimulus package unveiled in China was forceful enough to generate positivity in equity markets. US equities outperformed global equities thanks to optimism surrounding lower US interest rates in an environment of robust economic growth and encouraging inflation data. European equities lagged as economic indicators of growth continued to disappoint and the expectation of corporate profit expansion cooled. Inflation has continued to undershoot the Central Bank's inflation forecasts and despite the economic outlook being relatively bleak, they have signalled a gradual lowering of interest rates. UK equities also underperformed global equities despite UK economic growth holding up slightly better than expected, with the UK's large sector allocations in Healthcare and Energy a drag.

US sovereign bond yields declined as the Federal Reserve cut interest rates by 0.5%, providing positive total returns for investors. Markets continued to price further interest rate cuts with inflation continuing to trend towards 2% and labour markets softening further. UK government bond yields also fell although underperformed US bonds due to ongoing concerns over sticky services inflation. Corporate credit performed positively in this environment. Sterling appreciated against the US dollar as elevated UK services inflation saw the Bank of England be more patient on lowering interest rates further.

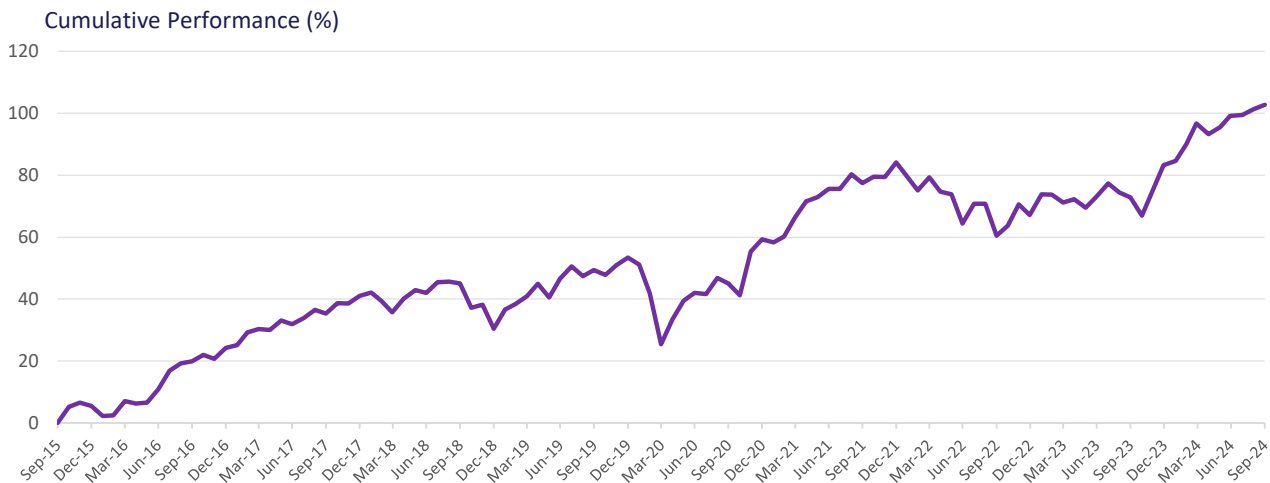
The True Potential SEI Aggressive fund provided the strongest returns against this backdrop, as the fund benefitted from having the biggest exposure to Emerging Market equities within the portfolio. Emerging Market equity performance was supported by strong returns from China over the month. The fund also benefitted from its allocation to small companies which contributed positively.

Over the month, no changes were made to manager allocations within the Portfolios with the investment team believing positioning was optimal. Although no changes have been made to manager allocations, the True Potential manager cohort have been adjusting positioning. Examples include additions to US and European equities in favour of the UK and Japan, as well as an increase to UK Gilts within fixed income.

For further information, please subscribe to our Morning Markets and Weekly Round Up. This can be found on the following link <http://www.youtube.com/user/TruePotentialLLP>.

Performance (As of 30/09/2024)							
	1 Month	3 Month	6 Month	1 Year	3 Year	5 Year	Since Launch
True Potential Aggressive Portfolio	0.7%	1.8%	3.1%	17.3%	14.3%	35.7%	102.7%

Annual Percentage Growth							
	Sep 18 - Sep 19	Sep 19 - Sep 20	Sep 20 - Sep 21	Sep 21 - Sep 22	Sep 22 - Sep 23	Sep 23 - Sep 24	
True Potential Aggressive Portfolio	3.0%	-2.9%	22.3%	-9.5%	7.7%	17.3%	



Source: True Potential Investments, based on net asset value (as of 30/09/2024).

Performance is calculated on a Total Return basis and is net of Portfolio OCF.

### Important Information

A Fund Prospectus and Key Investor Information Document (KIID) for each of the underlying investments listed above are available from [www.truepotential.co.uk/fund-administration/#fund-documents](http://www.truepotential.co.uk/fund-administration/#fund-documents) or by email to [investmentmanagement@tpllp.com](mailto:investmentmanagement@tpllp.com).

**With investing, your capital is at risk. Investments can fluctuate in value and you may get back less than you invest. Past performance is not a guide to future performance. This factsheet is not personal financial advice.**

Head Office: Gateway West, Newburn Riverside, Newcastle upon Tyne, NE15 8NX

True Potential Investments LLP is authorised and regulated by the Financial Conduct Authority, FRN 527444. [www.fca.org.uk](http://www.fca.org.uk)  
Registered in England and Wales and a Limited Liability Partnership No. OC356027.