

# True Potential Cautious + Portfolio

## Portfolio Objective

The objective of the True Potential Cautious + Portfolio is to provide investors with a way to achieve their investment goals. The Portfolio offers exposure to a select group of investment partners and a range of risk profiles (Defensive to Aggressive), whilst remaining within the Cautious risk profile. We review the Portfolio monthly and, if necessary, rebalance to the allocation of styles that we believe offers the best opportunity for growth within the Cautious risk profile. The Portfolio aims to produce a higher risk-adjusted outcome at a lower average cost, compared to an equally-weighted model of Cautious funds.

## Risk Profile: Cautious

The Cautious Investor may be sensitive to short-term losses. A Cautious Investor's potential aversion to losses could compel them to shift into a more stable investment if significant short-term losses occur. Analysing the risk-return choices available, a Cautious Investor is usually willing to accept somewhat lower returns in order to assure greater safety of his or her investment.

**Ongoing Charge Figure (OCF)\*:** 0.77%

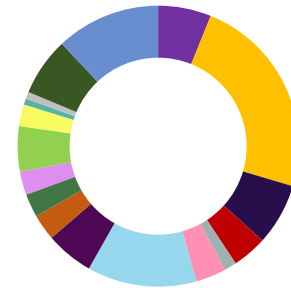
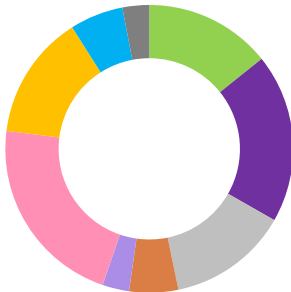
There are no entry or exit charges.

**Launch Date:** 1st October 2015

**AuA:**

Portfolio Size: £1,571m

## Portfolio Diversification



## Strategy Allocation

Adaptive Investment - True Potential UBS Growth	14.25%
Manager of Managers - True Potential SEI Defensive	19.00%
Directly Invested - True Potential Close Brothers Balanced	13.50%
Fund of Funds - True Potential Schroder Balanced	5.50%
Actively Passive - True Potential 7IM Defensive	3.00%
Positive Alignment - True Potential Growth-Aligned Defensive	21.75%
Risk-Based - True Potential Allianz Balanced	14.00%
Alternative Dynamic - True Potential Goldman Sachs Balanced	6.00%
Thematic Investing - True Potential Pictet Balanced	3.00%

## Asset Allocation

UK Stocks	6.1%
US Stocks	23.5%
European Stocks ex UK	7.1%
Japanese Stocks	4.0%
Asia Pacific Stocks ex Japan	1.4%
Emerging Market Stocks	3.5%
Global Treasury Bonds	12.6%
Global Corporate Bonds	5.5%
Global Inflation Linked Bonds	3.0%
Emerging Market Bonds	2.7%
Global High Yield Bonds	2.7%
UK Government Bonds	5.2%
UK Corporate Bonds	2.5%
Global REITS / Property	0.7%
Gold	0.8%
Alternatives	6.7%
Cash and Cash Equivalents	12.0%

Strategy and Asset Allocation are subject to change at any time without notice, are for information purposes only and should not be construed as investment recommendations.

The True Potential Growth-Aligned Fund may be subject to a Share of Growth fee.

Please refer to the Fund Prospectus and Key Investor Information Document (KIID) for more information.

\*OCF payable can fluctuate over time as the underlying investments are variable and can change.

## Investment Commentary

The True Potential Cautious+ Portfolio returned +0.08% in January 2024, net of Portfolio OCF.

The month of January was characterised by investors digesting the timing and magnitude of interest rate cuts in developed markets. Central banks have successfully made inroads in bringing down inflation with continued data analysis and the management of messaging their next steps. Developed market economies continue to exhibit resilience, particularly in the US where Q4 GDP came in at an annualised 3.3%. Against this backdrop, equity markets proved resilient but narrower led compared to previous months, providing modestly positive returns with US and Japan showing leadership. Developed markets outperformed emerging markets, with China lagging even after new stimulus from the People's Bank of China. Bond markets exhibited less resilience, generally providing negative returns as investors adjusted interest rate expectations. Commodities performed well buoyed by nervousness on supply due to the ongoing conflict in the Middle East.

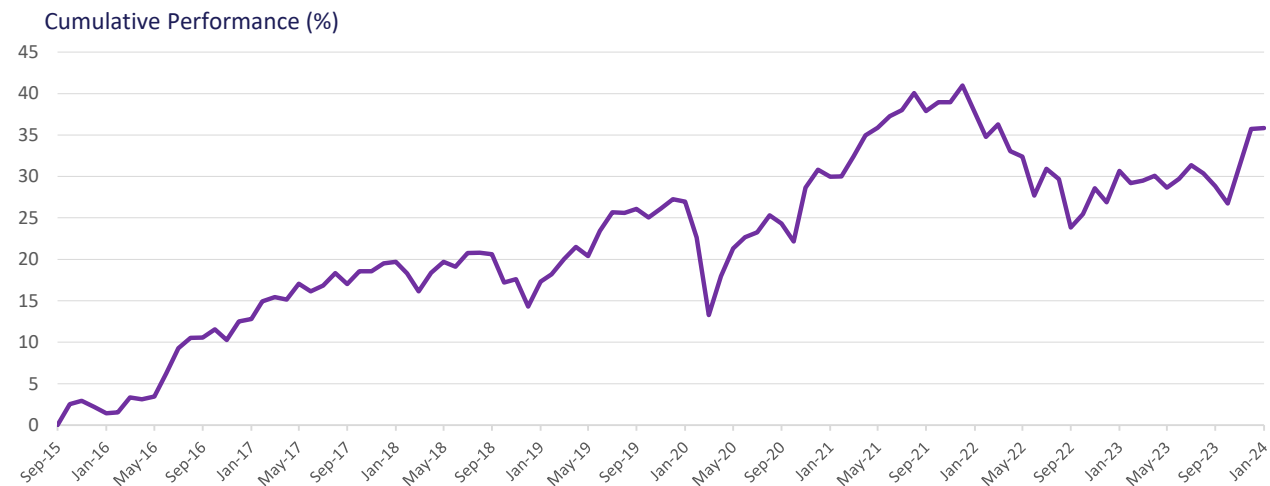
Over the period, the True Potential UBS Growth fund performed strongly, benefitting from a larger weight to equities overall, particularly in the US. True Potential Allianz Growth also performed strongly, benefitting from a larger weight to Japanese equities and the strong performance of the Allianz Best Styles fund.

Over the period, no changes were made to manager allocations, however it is important to note that this is an active decision, with the team believing current positioning is optimal. Over the month, managers have made changes to individual fund allocations. In aggregate, these include increasing exposure to high yield bonds and equities, funded from cash and government bonds.

For further information please subscribe to our daily Morning Markets videos and Weekly Round Up. This can be found on the following link <http://www.youtube.com/user/TruePotentialLLP>.

Performance (As of 31/01/2024)							
	1 Month	3 Month	6 Month	1 Year	3 Year	5 Year	Since Launch
True Potential Cautious + Portfolio	0.1%	7.2%	3.4%	4.0%	4.5%	15.8%	35.8%

Annual Percentage Growth						
	Jan 18 - Jan 19	Jan 19 - Jan 20	Jan 20 - Jan 21	Jan 21 - Jan 22	Jan 22 - Jan 23	Jan 23 - Jan 24
True Potential Cautious + Portfolio	-2.0%	8.2%	2.4%	5.0%	-4.3%	4.0%



Source: True Potential Investments, based on net asset value (as of 31/01/2024).

Performance is calculated on a Total Return basis and is net of Portfolio OCF.

### Important Information

A Fund Prospectus and Key Investor Information Document (KIID) for each of the underlying investments listed above are available from [www.truepotential.co.uk/fund-administration/#fund-documents](http://www.truepotential.co.uk/fund-administration/#fund-documents) or by email to [investmentmanagement@tplp.com](mailto:investmentmanagement@tplp.com).

**With investing, your capital is at risk. Investments can fluctuate in value and you may get back less than you invest. Past performance is not a guide to future performance. This factsheet is not personal financial advice.**

Head Office: Gateway West, Newburn Riverside, Newcastle upon Tyne, NE15 8NX

True Potential Investments LLP is authorised and regulated by the Financial Conduct Authority, FRN 527444. [www.fca.org.uk](http://www.fca.org.uk)  
Registered in England and Wales and a Limited Liability Partnership No. OC356027.