

True Potential Cautious + Portfolio

Portfolio Objective

The objective of the True Potential Cautious + Portfolio is to provide investors with a way to achieve their investment goals. The Portfolio offers exposure to a select group of investment partners and a range of risk profiles (Defensive to Aggressive), whilst remaining within the Cautious risk profile. We review the Portfolio monthly and, if necessary, rebalance to the allocation of styles that we believe offers the best opportunity for growth within the Cautious risk profile. The Portfolio aims to produce a higher risk-adjusted outcome at a lower average cost, compared to an equally-weighted model of Cautious funds.

Risk Profile: Cautious

The Cautious Investor may be sensitive to short-term losses. A Cautious Investor's potential aversion to losses could compel them to shift into a more stable investment if significant short-term losses occur. Analysing the risk-return choices available, a Cautious Investor is usually willing to accept somewhat lower returns in order to assure greater safety of his or her investment.

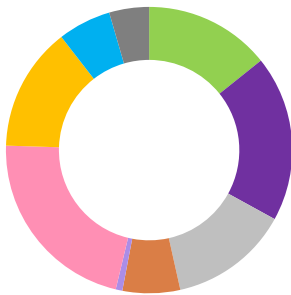
Ongoing Charge Figure (OCF)*: 0.77%

There are no entry or exit charges.

Launch Date: 1st October 2015

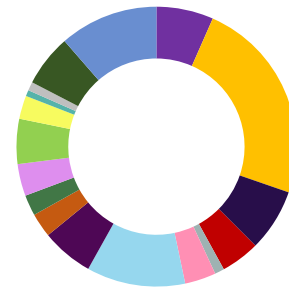
AuA:
Portfolio Size: £1,615m

Portfolio Diversification



Strategy Allocation

Adaptive Investment - True Potential UBS Growth	14.25%
Manager of Managers - True Potential SEI Defensive	18.75%
Directly Invested - True Potential Close Brothers Balanced	13.50%
Fund of Funds - True Potential Schroder Balanced	6.50%
Actively Passive - True Potential 7IM Defensive	0.75%
Positive Alignment - True Potential Growth-Aligned Defensive	21.75%
Risk-Based - True Potential Allianz Balanced	14.00%
Alternative Dynamic - True Potential Goldman Sachs Balanced	6.00%
Thematic Investing - True Potential Pictet Balanced	4.50%



Asset Allocation

UK Stocks	6.6%
US Stocks	23.7%
European Stocks ex UK	7.2%
Japanese Stocks	4.5%
Asia Pacific Stocks ex Japan	1.1%
Emerging Market Stocks	3.6%
Global Treasury Bonds	11.4%
Global Corporate Bonds	6.0%
Global Inflation Linked Bonds	2.8%
Emerging Market Bonds	2.4%
Global High Yield Bonds	3.7%
UK Government Bonds	5.2%
UK Corporate Bonds	2.7%
Global REITS / Property	0.7%
Gold	1.0%
Alternatives	6.0%
Cash and Cash Equivalents	11.4%

Strategy and Asset Allocation are subject to change at any time without notice, are for information purposes only and should not be construed as investment recommendations.

The True Potential Growth-Aligned Fund may be subject to a Share of Growth fee.

Please refer to the Fund Prospectus and Key Investor Information Document (KIID) for more information.

*OCF payable can fluctuate over time as the underlying investments are variable and can change.

Investment Commentary

The True Potential Cautious+ Portfolio returned +0.84% for the month of May.

May provided a strong backdrop for multi-asset investment with positive returns from both equities and fixed income. Investors were comforted with US inflation reasserting its downward path and corporate earnings continuing to surpass expectations. Regionally, US equities outperformed with US technology stocks providing outsized gains, due to investor enthusiasm over the prospects for artificial intelligence. Within fixed income, US Treasury yields declined as economic activity showed further signs of normalising. The Pound strengthened against the US dollar, +2%, as UK interest rates were recalibrated after the stronger than expected UK inflation report.

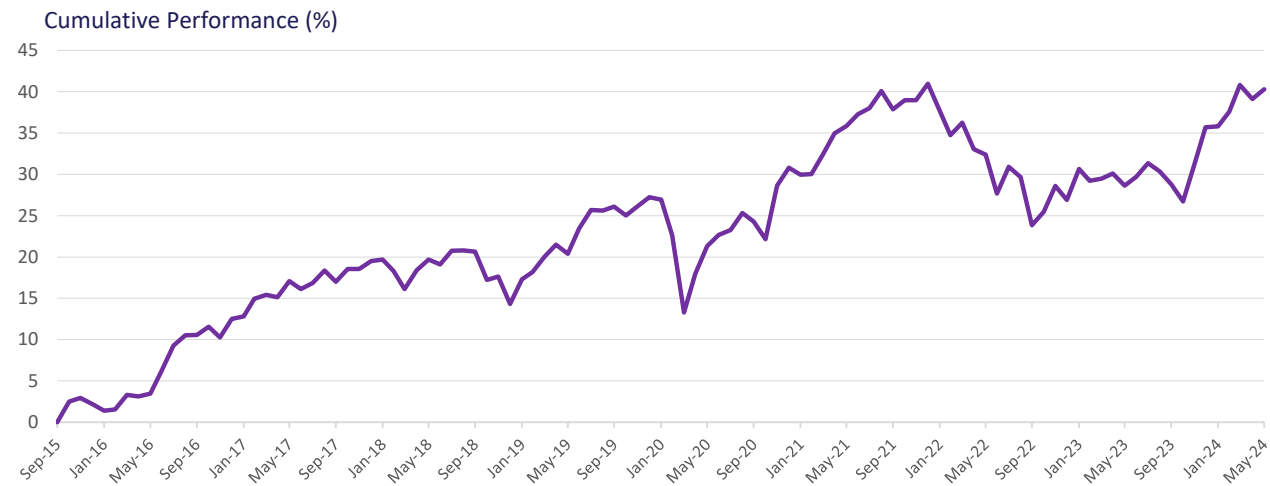
Within the Portfolio, the True Potential UBS Growth fund provided strong returns. The fund's large exposure to US equities was beneficial in a period of relative US equity market strength. The UBS UK Equity Income Fund provided particularly strong returns over the month.

Over the period, the True Potential 7IM Defensive fund was reduced with proceeds placed into the True Potential SEI Defensive fund. The change to manager allocation reduces duration within the Portfolio, a property the team believe will offer a better diversifier to the risk for inflation to rise and be met with an increased expectation of rate hikes.

For further information, please subscribe to our Morning Markets and Weekly Round Up. This can be found on the following link <http://www.youtube.com/user/TruePotentialLLP>.

Performance (As of 31/05/2024)							
	1 Month	3 Month	6 Month	1 Year	3 Year	5 Year	Since Launch
True Potential Cautious + Portfolio	0.8%	2.0%	6.9%	9.1%	3.3%	16.5%	40.3%

Annual Percentage Growth							
	May 18 - May 19	May 19 - May 20	May 20 - May 21	May 21 - May 22	May 22 - May 23	May 23 - May 24	
True Potential Cautious + Portfolio	0.6%	0.8%	12.0%	-2.6%	-2.8%	9.1%	



Source: True Potential Investments, based on net asset value (as of 31/05/2024).

Performance is calculated on a Total Return basis and is net of Portfolio OCF.

Important Information

A Fund Prospectus and Key Investor Information Document (KIID) for each of the underlying investments listed above are available from www.truepotential.co.uk/fund-administration/#fund-documents or by email to investmentmanagement@tpllp.com.

With investing, your capital is at risk. Investments can fluctuate in value and you may get back less than you invest. Past performance is not a guide to future performance. This factsheet is not personal financial advice.

Head Office: Gateway West, Newburn Riverside, Newcastle upon Tyne, NE15 8NX

True Potential Investments LLP is authorised and regulated by the Financial Conduct Authority, FRN 527444. www.fca.org.uk
Registered in England and Wales and a Limited Liability Partnership No. OC356027.