

True Potential Cautious Income Portfolio

Portfolio Objective

The objective of the True Potential Cautious Income Portfolio is to provide investors with a way to draw a secure, regular and growing income. The Portfolio offers exposure to a select group of investment partners and a range of risk profiles (Cautious to Growth), whilst remaining within the Cautious risk profile. We review the Portfolio monthly and, if necessary, rebalance to the allocation of styles we believe offers the best potential for yield within the Cautious risk profile. The Portfolio aims to produce a higher than average yield, compared to an equally-weighted model of True Potential Wealth Strategy income funds.

Risk Profile: Cautious

The Cautious Investor may be sensitive to short-term losses. A Cautious Investor's potential aversion to losses could compel them to shift into a more stable investment if significant short-term losses occur. Analysing the risk-return choices available, a Cautious Investor is usually willing to accept somewhat lower returns in order to assure greater safety of his or her investment.

Ongoing Charge Figure (OCF)*: 0.78%

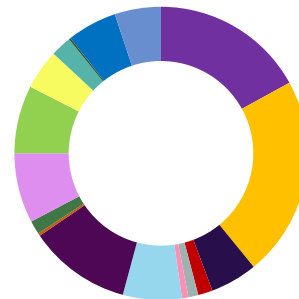
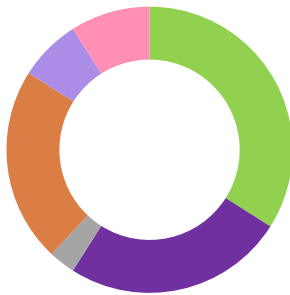
There are no entry or exit charges.

Launch Date: 1st October 2015

Yield as of: 30 November 2024** 3.90%

Portfolio Size: £457m

Portfolio Diversification



Strategy Allocation

Directly Invested - True Potential Close Brothers Cautious Income	34.00%
Income Building - True Potential Goldman Sachs Income Builder	25.00%
Direct Income - True Potential Threadneedle Monthly Income	3.00%
Fund of Funds - True Potential Schroder Cautious Income	22.00%
Enhanced Income - True Potential UBS Income	7.00%
Income Strategies - True Potential Waverton Income	9.00%

Asset Allocation

UK Stocks	17.0%
US Stocks	22.1%
European Stocks ex UK	5.2%
Japanese Stocks	1.6%
Asia Pacific Stocks ex Japan	1.1%
Emerging Market Stocks	0.7%
Global Treasury Bonds	6.5%
Global Corporate Bonds	11.3%
Global Inflation Linked Bonds	0.3%
Emerging Market Bonds	1.5%
Global High Yield Bonds	7.7%
UK Government Bonds	7.5%
UK Corporate Bonds	4.4%
Global REITS / Property	2.3%
Gold	0.2%
Alternatives	5.5%
Cash and Cash Equivalents	5.1%

Strategy and Asset Allocation are subject to change at any time without notice, are for information purposes only and should not be construed as investment recommendations.

Please refer to the Fund Prospectus and Key Investor Information Document (KIID) for more information.

*OCF payable can fluctuate over time as the underlying investments are variable and can change.

**Income subject to revision in the current market environment.

Yield figure indicated on this page is the forward looking 12-month yield, net of charges and UK withholding tax.

Personal dividend tax charges may still apply and is subject to individual circumstances.

Tax rules may change in the future.

In September 2024, the FCA updated its Packaged Retail Insurance and Investment Products (PRIIPS) guidance on how we disclose costs for closed-ended funds like investment trusts. This change is designed to give you a clearer picture of the actual costs that impact your investments. As a result, some of our fund OCFs (Ongoing Charges Figure) have significantly decreased, reflecting only the costs that directly affect the fund's assets.

Investment Commentary

The True Potential Cautious Income Portfolio produced a return of +1.47% over the month of November, net of Portfolio OCF.

Asset markets in November were positive with equities providing the highest overall returns, primarily driven by the US election. Donald Trump's victory and the Republican majority in both chambers of Congress fuelled expectations that the next government policies will extend American exceptionalism in the economy and thereby support corporate earnings growth. Against this background, US equities reached an all-time high with Trump promising favourable policies for corporates such as lower tax rates and de-regulation.

In fixed income markets, despite the Federal Reserve and the Bank of England lowering interest rates in the month, bonds only marginally benefitted. Concerns that Trump's policy proposals could reignite inflation in 2025 limited returns from US Treasuries. UK Gilts rebounded as initial concerns following the UK Budget announcement eased. In currency markets, Sterling depreciated against the US Dollar but strengthened against the Euro over the month.

Against this backdrop, the True Potential Threadneedle Monthly Income fund produced the strongest return, benefitting from strong stock selection within its UK equity allocation. Performance from the fund's consumer goods companies was particularly strong. In fixed income, the fund's allocation to UK Gilts supported performance, as falling bond yields meant total returns were positive over the month.

Over the month, no changes were made to manager allocations in November within the portfolio with the investment team believing positioning was optimal. Although no changes have been made to manager allocations, the True Potential manager cohort have been adjusting positioning. Examples include additions to UK and US equities in favour of Europe.

For further information, please subscribe to our Morning Markets and Weekly Round Up. This can be found on the following link <http://www.youtube.com/user/TruePotentialLLP>.

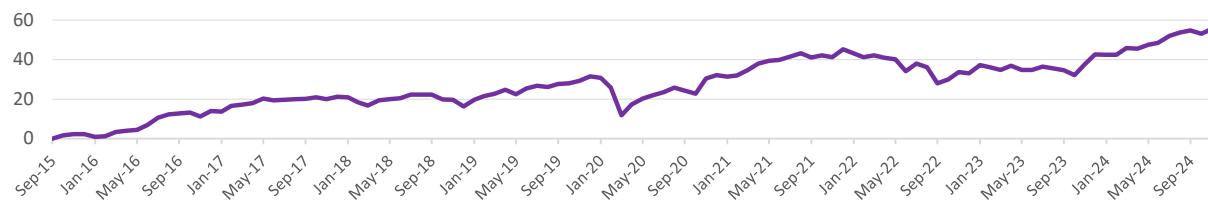
Performance (As of 30/11/2024)

	1 Month	3 Month	6 Month	1 Year	3 Year	5 Year	Since Launch
True Potential Cautious Income Portfolio	1.5%	1.1%	5.3%	12.9%	10.0%	20.3%	55.4%

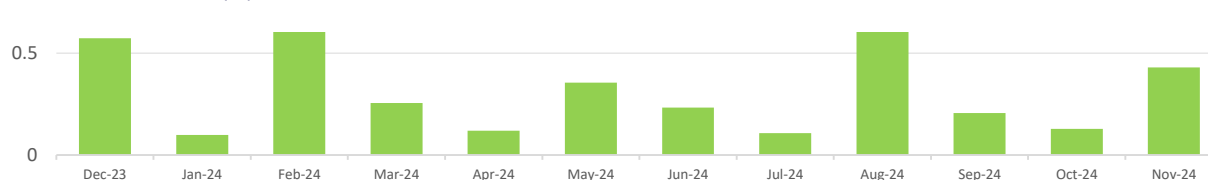
Annual Percentage Growth

	Nov 18 - Nov 19	Nov 19 - Nov 20	Nov 20 - Nov 21	Nov 21 - Nov 22	Nov 22 - Nov 23	Nov 23 - Nov 24
True Potential Cautious Income Portfolio	8.0%	0.9%	8.3%	-5.3%	2.9%	12.9%

Cumulative Performance (%)



Income Distribution (%)



Source: True Potential Investments, based on net asset value (as of 30/11/2024).

Performance is calculated on a Total Return basis and is net of Portfolio OCF.

Important Information

A Fund Prospectus and Key Investor Information Document (KIID) for each of the underlying investments listed above are available from www.truepotential.co.uk/fund-administration/#fund-documents or by email to investmentmanagement@tpllp.com.

With investing, your capital is at risk. Investments can fluctuate in value and you may get back less than you invest. Past performance is not a guide to future performance. This factsheet is not personal financial advice.

Head Office: Gateway West, Newburn Riverside, Newcastle upon Tyne, NE15 8NX

True Potential Investments LLP is authorised and regulated by the Financial Conduct Authority, FRN 527444. www.fca.org.uk
Registered in England and Wales and a Limited Liability Partnership No. OC356027.